



US00D759168S

(12) **United States Design Patent Stack**

(10) **Patent No.:** **US D759,168 S**

(45) **Date of Patent:** **** Jun. 14, 2016**

- (54) **ELASTIC BAND LAUNCHER**
- (71) Applicant: **Super Impulse USA, LLC**, Bristol, PA (US)
- (72) Inventor: **Benjamin A. Stack**, Broomall, PA (US)
- (73) Assignee: **Super Impulse USA, LLC**, Bristol, PA (US)
- (**) Term: **15 Years**
- (21) Appl. No.: **29/541,298**
- (22) Filed: **Oct. 2, 2015**

- 3,297,012 A * 1/1967 Kirkland F41B 7/025
124/18
- 3,468,296 A * 9/1969 Duval F41B 7/025
124/19
- 3,536,055 A * 10/1970 Endo F41B 7/025
124/18
- D247,986 S * 5/1978 Clyde D21/574
- D274,922 S * 7/1984 Smith D21/574
- 4,554,904 A * 11/1985 Endo F41B 7/025
124/18
- D698,873 S * 2/2014 Overlie D21/574

* cited by examiner

Primary Examiner — Cynthia M Chin

(74) *Attorney, Agent, or Firm* — Michael G. Crilly, Esquire

Related U.S. Application Data

- (63) Continuation-in-part of application No. 29/525,567, filed on Apr. 30, 2015.
- (51) **LOC (10) Cl.** **21-01**
- (52) **U.S. Cl.**
USPC **D21/570**
- (58) **Field of Classification Search**
USPC D21/567, 570, 573, 574; D22/100,
D22/104–106; 124/18, 19, 21, 22
CPC F41B 7/02; F41B 7/025; F41B 7/08
See application file for complete search history.

References Cited

U.S. PATENT DOCUMENTS

- 2,535,891 A * 12/1950 Bozarth F41B 7/025
124/18
- 2,741,238 A * 4/1956 Arnold F41B 7/025
124/19

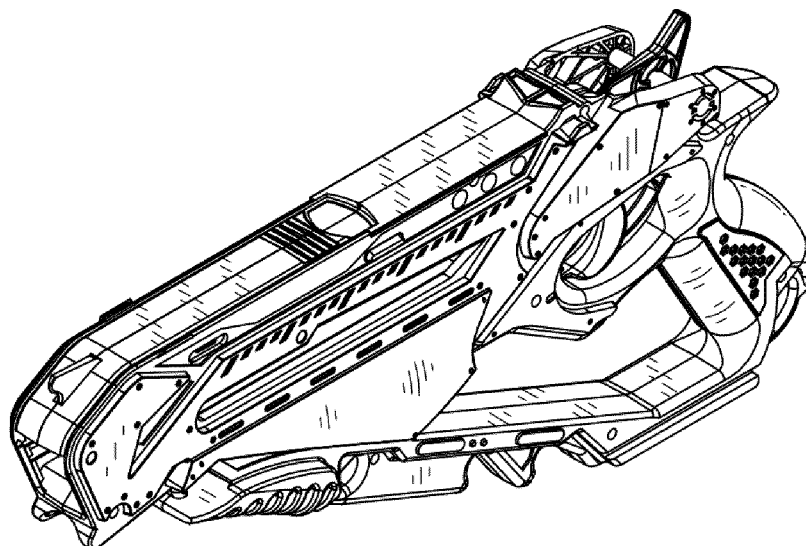
(57) **CLAIM**

The ornamental design for an elastic band launcher, as shown and described.

DESCRIPTION

FIG. 1 is a perspective view of an elastic band launcher showing my new design;
 FIG. 2 is a front view of the elastic band launcher of FIG. 1;
 FIG. 3 is a rear view of the elastic band launcher of FIG. 1;
 FIG. 4 is a side view of the elastic band launcher of FIG. 1, the opposite side being a mirror image;
 FIG. 5 is a top view of the elastic band launcher of FIG. 1; and,
 FIG. 6 is a bottom view of the elastic band launcher of FIG. 1.
 The broken lines represent portions of the article that form no part of the claim.

1 Claim, 2 Drawing Sheets



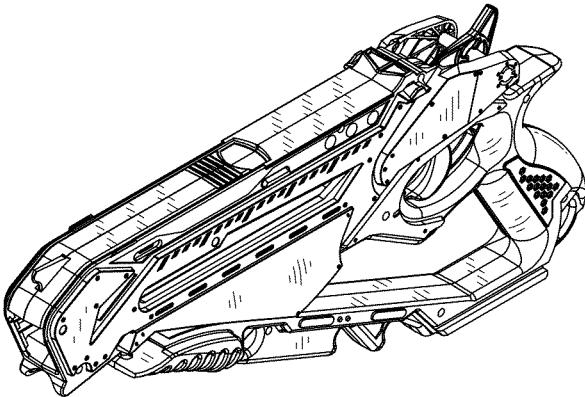


Fig. 1

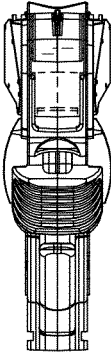


Fig. 2

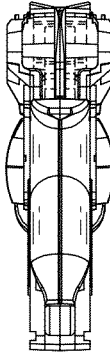


Fig. 3

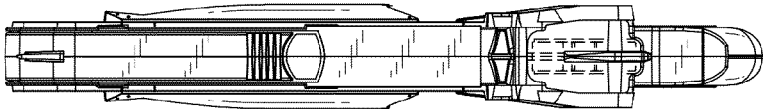


Fig. 5

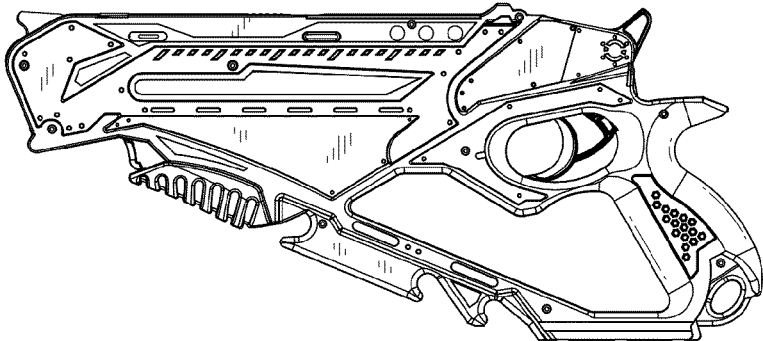


Fig. 4

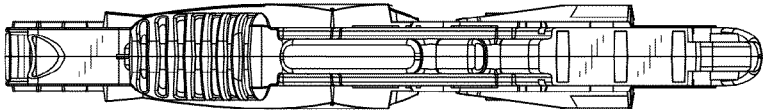


Fig. 6