



US00D502353S

(12) **United States Design Patent**  
**Anderson**

(10) **Patent No.:** **US D502,353 S**  
(45) **Date of Patent:** **\*\* Mar. 1, 2005**

(54) **SODA FOUNTAIN APPLIANCE FOR RESIDENTIAL USE**

(76) Inventor: **John J. Anderson**, 8200 Henry Ave., Apartment A3, Philadelphia, PA (US) 19128

(\*\*) Term: **14 Years**

(21) Appl. No.: **29/186,043**

(22) Filed: **Jul. 8, 2003**

(51) **LOC (7) Cl.** ..... **07-01**

(52) **U.S. Cl.** ..... **D7/307; D7/305**

(58) **Field of Search** ..... D7/312, 398, 300, D7/306, 307, 308, 305; 222/129.1, 129.2, 129.3, 129.4, 130, 146.6, 144.5; 62/223; 52/653.1; 99/323.2; 137/635; 141/311 R; D6/436, 437

(56) **References Cited**

**U.S. PATENT DOCUMENTS**

886,882 A	5/1908	Smith	
D44,662 S	* 9/1913	Lippincott	D7/307
D44,665 S	* 9/1913	Lippincott	D7/307
1,283,330 A	* 10/1918	Sebring	52/653.1
D58,011 S	* 5/1921	Beatty	D7/307
D58,652 S	* 8/1921	Wiechert	D7/307
D62,474 S	* 12/1923	Charbeneau	D7/307
1,600,170 A	9/1926	Henderson	
D85,746 S	* 12/1931	Gray	D7/305
D87,826 S	* 9/1932	Brandfon et al.	D7/305
2,086,000 A	7/1937	Roren	
D106,328 S	10/1937	Schwab et al.	
D107,092 S	* 11/1937	Ribble	D7/307
2,135,821 A	* 11/1938	Levings	99/323.2
2,167,547 A	7/1939	Holderle et al.	
D117,907 S	* 12/1939	Martin	D7/307

D121,936 S	* 8/1940	Stephens	D7/307
D154,457 S	* 7/1949	Blanchard et al.	D7/307
D160,784 S	* 11/1950	Huffman	D7/305
D162,934 S	* 4/1951	Lippincott	D7/307
2,736,464 A	2/1956	Walton	
2,750,076 A	6/1956	Welty et al.	
2,814,184 A	* 11/1957	Adams et al.	62/223
3,305,136 A	2/1967	Harris	
D212,176 S	9/1968	Lambertson	
D235,009 S	* 4/1975	Thompson	D7/307
D264,214 S	5/1982	Bowen et al.	
D267,994 S	2/1983	Luzich	
D347,349 S	5/1994	Burton	
D359,412 S	* 6/1995	Minh	D7/307
D452,406 S	* 12/2001	Schroeder et al.	D7/307
D462,225 S	* 9/2002	Kyees et al.	D7/307
D465,119 S	* 11/2002	Strandell et al.	D7/307

\* cited by examiner

Primary Examiner—M. N. Pandozzi

(74) Attorney, Agent, or Firm—Michael G. Crilly, Esq.

(57) **CLAIM**

The ornamental design for a soda fountain appliance for residential use, as shown and described.

**DESCRIPTION**

FIG. 1 is a top, front, and right side perspective view of a soda fountain appliance for residential use showing my new design;

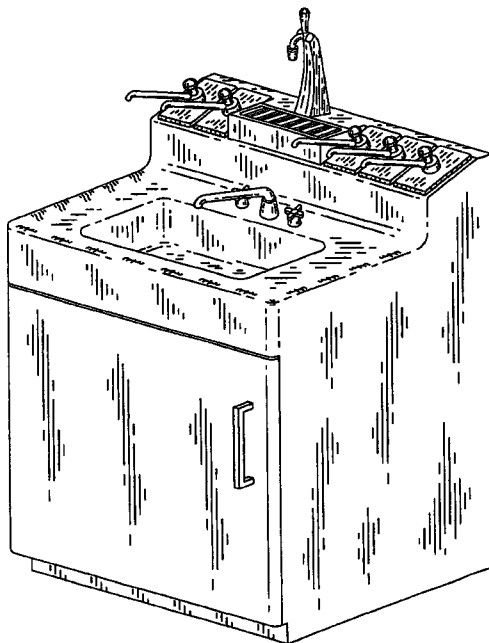
FIG. 2 is a front elevational view thereof;

FIG. 3 is a right side elevational thereof, the left side elevational view being a mirror image thereof;


FIG. 4 is a top plan view thereof; and,

FIG. 5 is a rear elevational thereof.

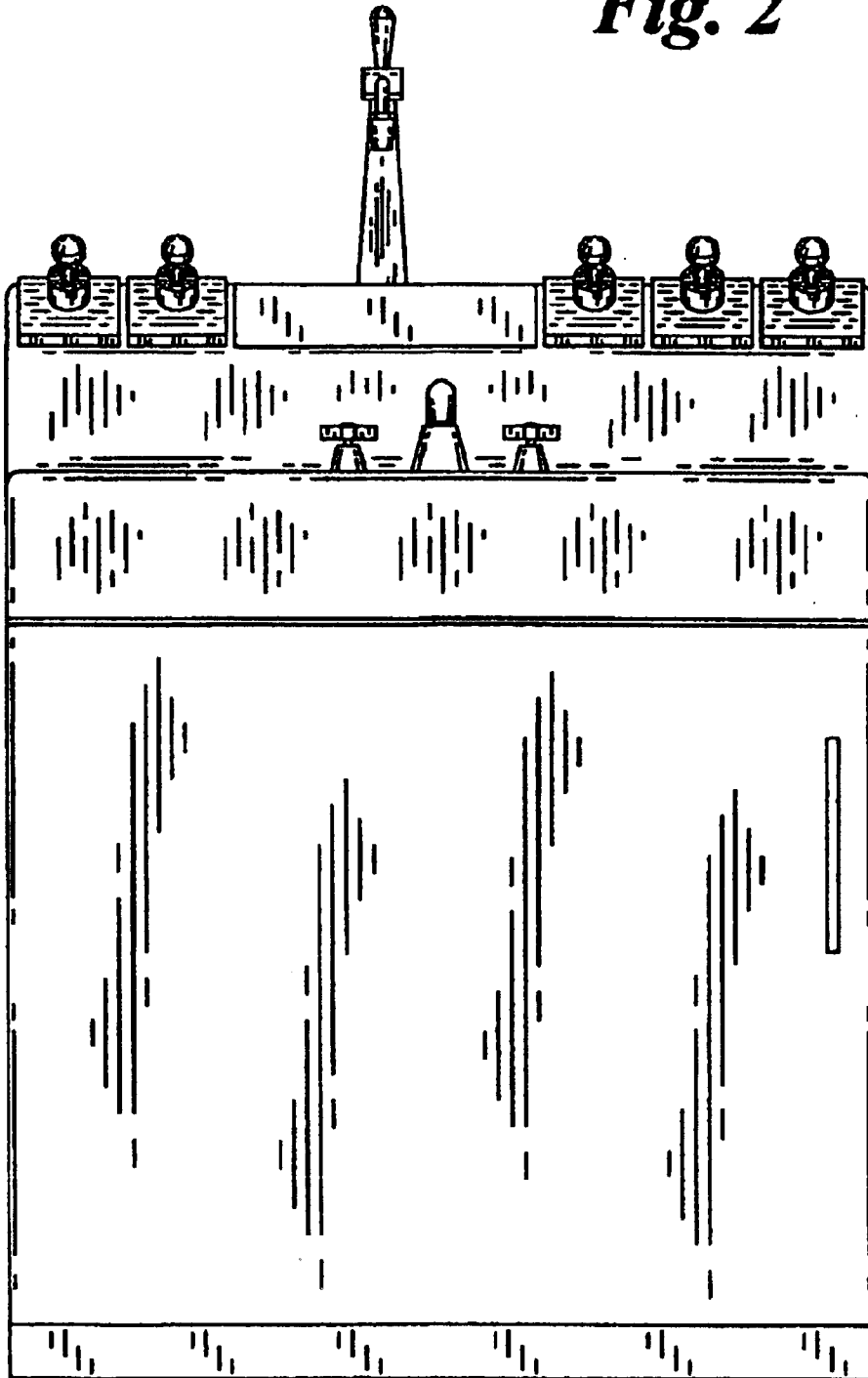
**1 Claim, 5 Drawing Sheets**



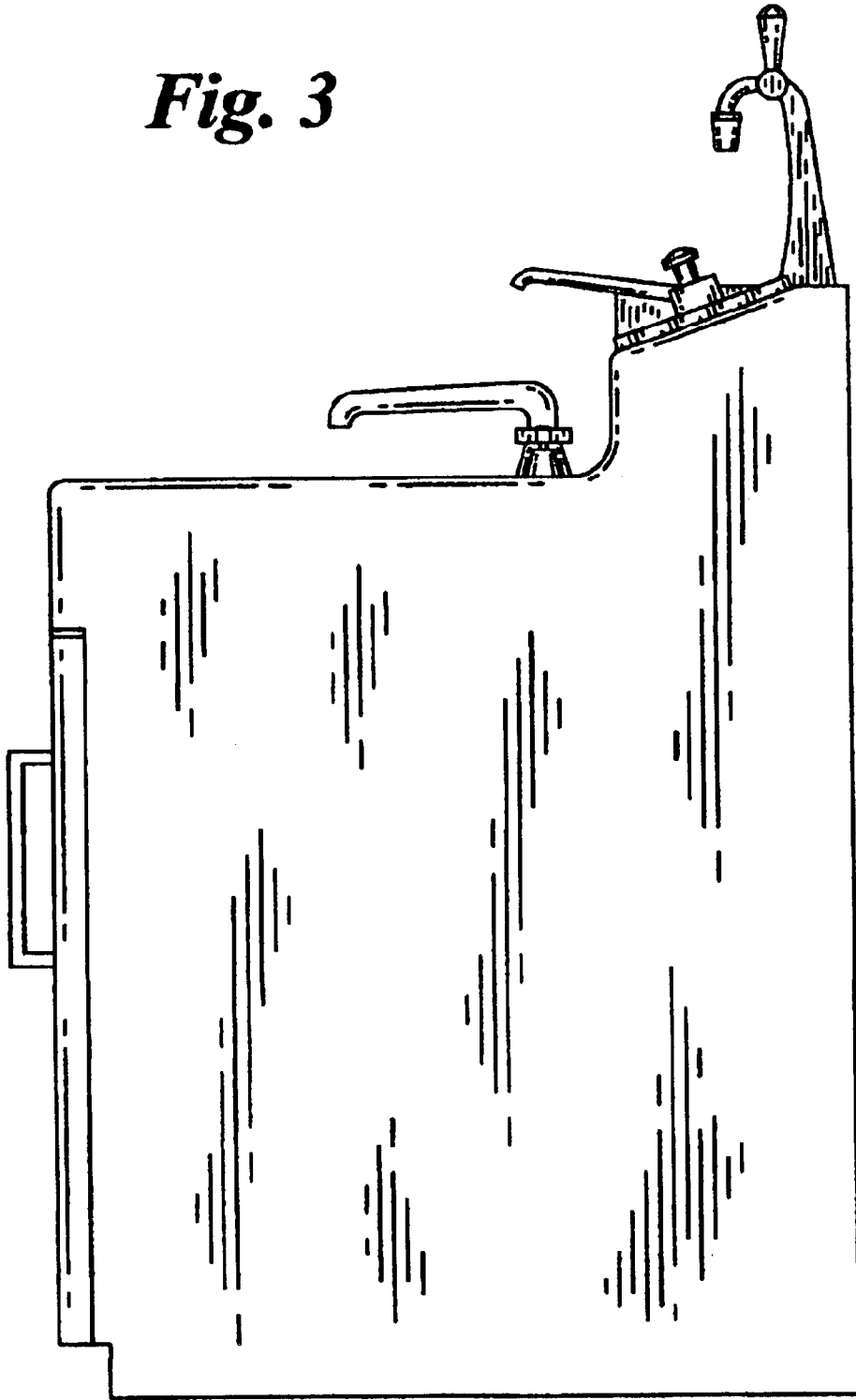
*Fig. 1*



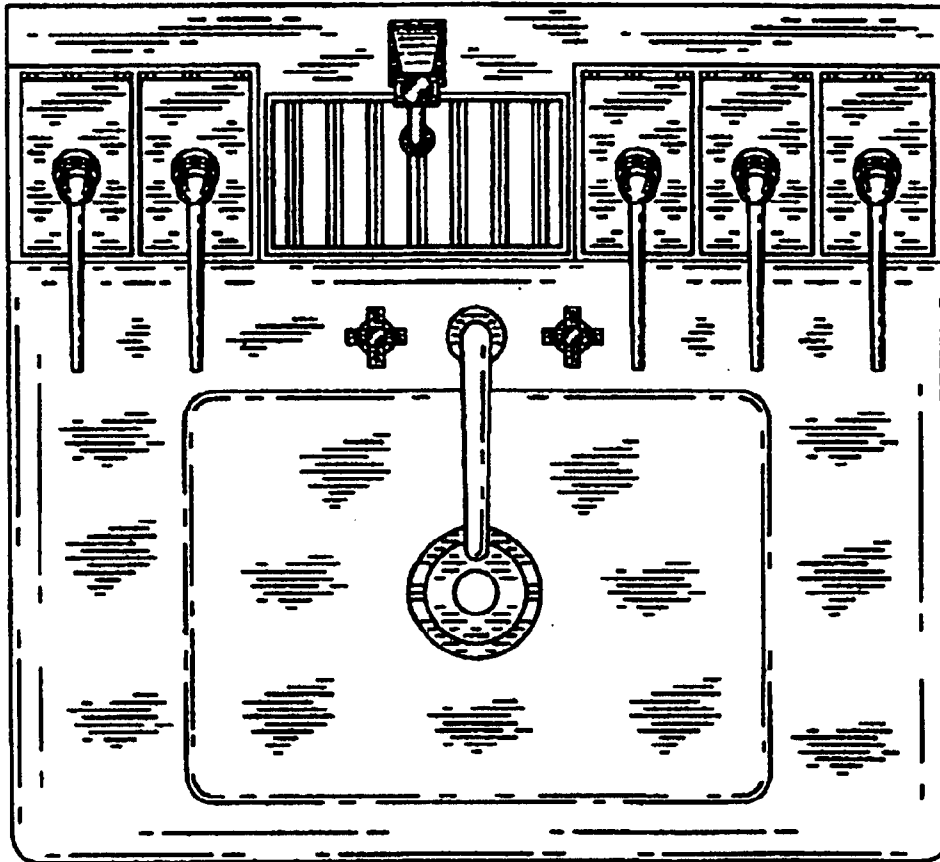
*Fig. 2*



*Fig. 3*



*Fig. 4*



*Fig. 5*

