



US00D511894S

(12) **United States Design Patent**
Janney, Jr. et al.

(10) **Patent No.:** **US D511,894 S**

(45) **Date of Patent:** **** Nov. 29, 2005**

(54) **PAINT CAN CARRIER**

(76) Inventors: **Benjamin S. Janney, Jr.**, 407 Evans Ave., Willow Grove, PA (US) 19090;
Theresa M. Janney, 407 Evans Ave., Willow Grove, PA (US) 19090

(**) Term: **14 Years**

(21) Appl. No.: **29/196,869**

(22) Filed: **Jan. 6, 2004**

(51) **LOC (8) Cl.** **03-01**

(52) **U.S. Cl.** **D3/315**

(58) **Field of Search** D3/309, 315, 316, D3/317; D7/706; D9/760; D19/35, 75; 206/144, 167, 429, 203, 510, 445, 0.83, 515, 493, 373, 576; 211/74; 217/19, 21; 220/737, 759, 522, 761; 224/148.7, 629, 633; 248/210, 246

(56) **References Cited**

U.S. PATENT DOCUMENTS

768,364 A	*	8/1904	Hines	248/210
D142,783 S		11/1945	Jacobson	
D193,313 S		7/1962	Peca	
3,281,010 A	*	10/1966	Moore et al.	206/203
3,625,393 A	*	12/1971	Mittel	206/203
4,040,517 A		8/1977	Torokvei	
D246,633 S		12/1977	Torokvei	
4,071,162 A		1/1978	Steinlein et al.	
4,143,765 A		3/1979	Moss, III	
D256,434 S		8/1980	O'Donnal	
4,234,114 A		11/1980	Wood	
D265,010 S		6/1982	Wood	
4,342,388 A		8/1982	Torokvei	

D268,791 S		4/1983	Wood	
4,998,696 A	*	3/1991	Desjardins	220/737
5,415,277 A		5/1995	Berntsen	
D364,039 S	*	11/1995	Kruger	D3/315
D381,562 S	*	7/1997	Westcott	D3/309

* cited by examiner

Primary Examiner—Louis S. Zarfaz
Assistant Examiner—Monica A Weingart
(74) *Attorney, Agent, or Firm*—Michael Crilly, Esq.

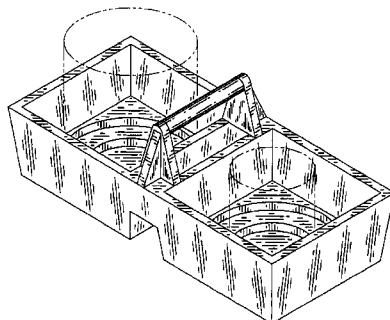
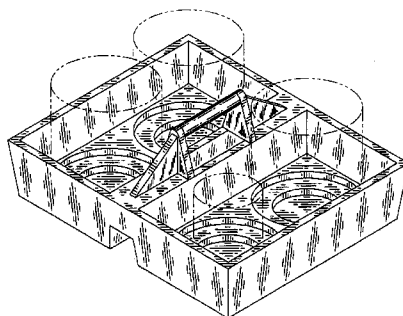
(57) **CLAIM**

The ornamental design for a paint can carrier, as shown and described.

DESCRIPTION

FIG. 1 is a front perspective view of a paint can carrier showing our new design;
FIG. 2 is a front elevational view thereof;
FIG. 3 is a left side elevational view, the right side being identical thereof;
FIG. 4 is a bottom plan view thereof;
FIG. 5 is a top plan view thereof;
FIG. 6 is a front perspective view of a second embodiment thereof;
FIG. 7 is a front elevational view thereof;
FIG. 8 is a left side elevational view, the right side being identical thereof;
FIG. 9 is a bottom plan view thereof; and,
FIG. 10 is a top plan view thereof.
The broken line showing of paint cans, in FIGS. 1 and 6, is for illustrative purposes only and forms no part of the claimed design.

1 Claim, 8 Drawing Sheets



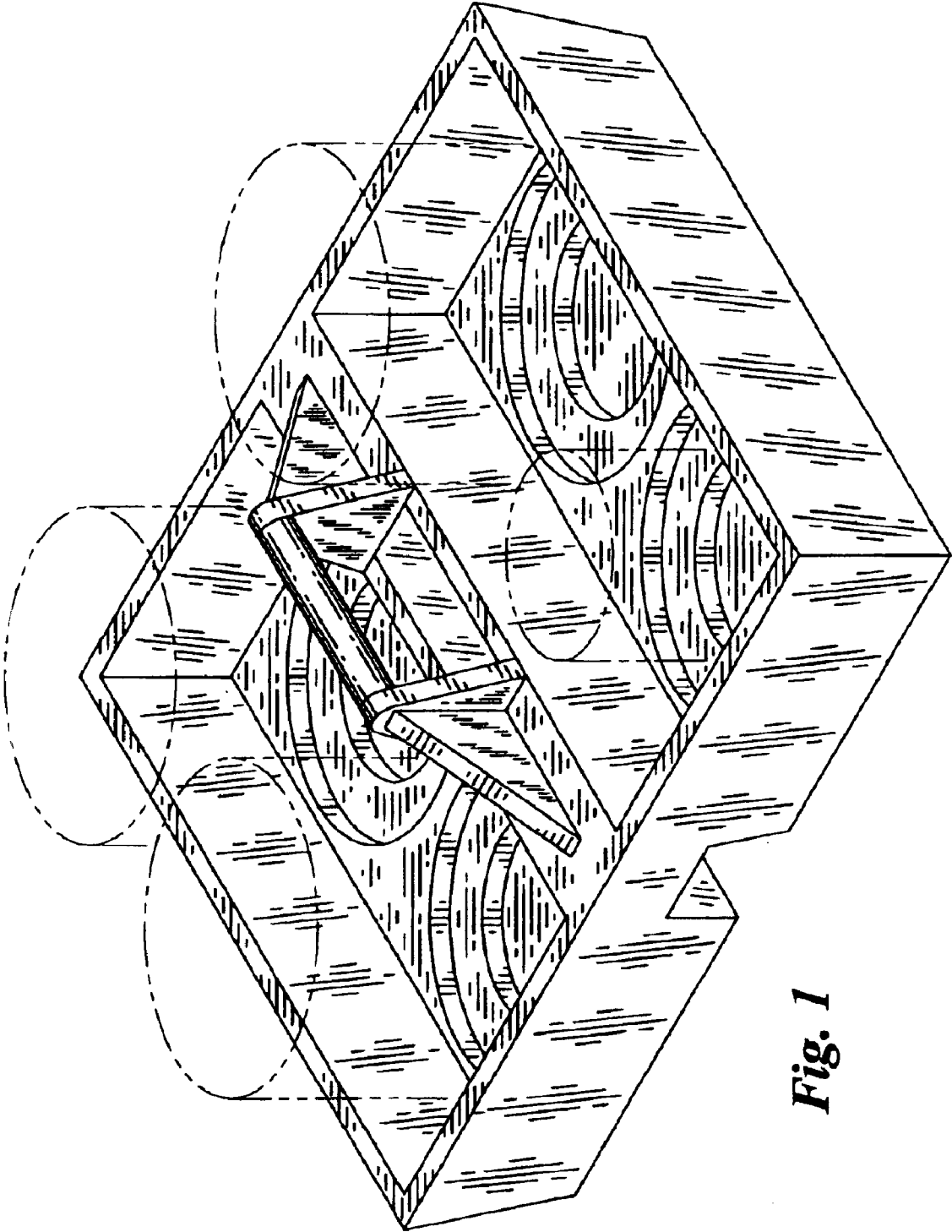


Fig. 1

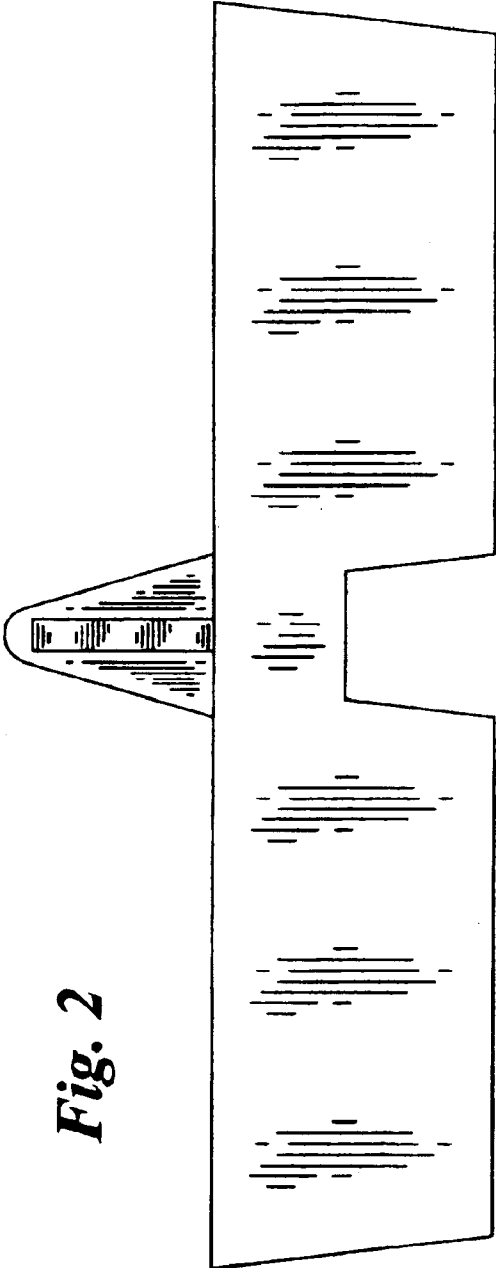


Fig. 2

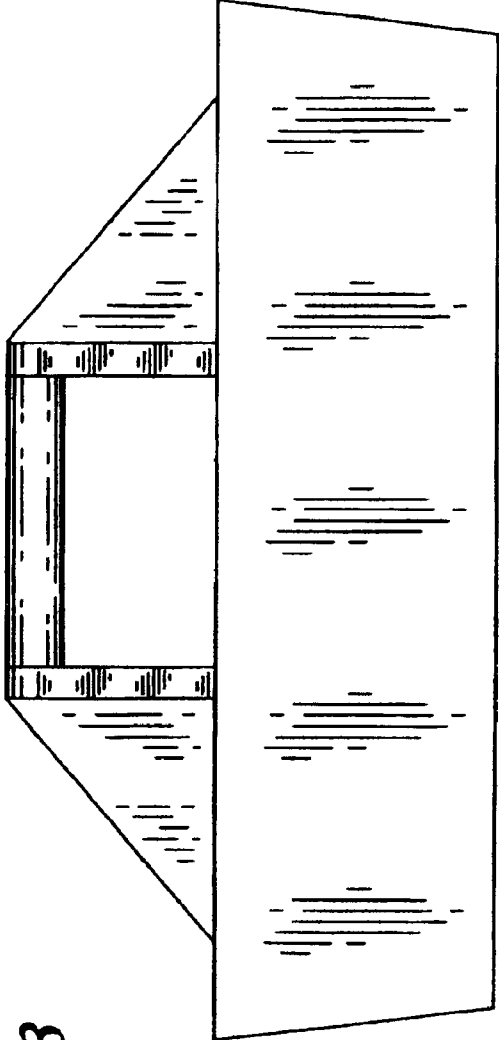


Fig. 3




Fig. 4




Fig. 5

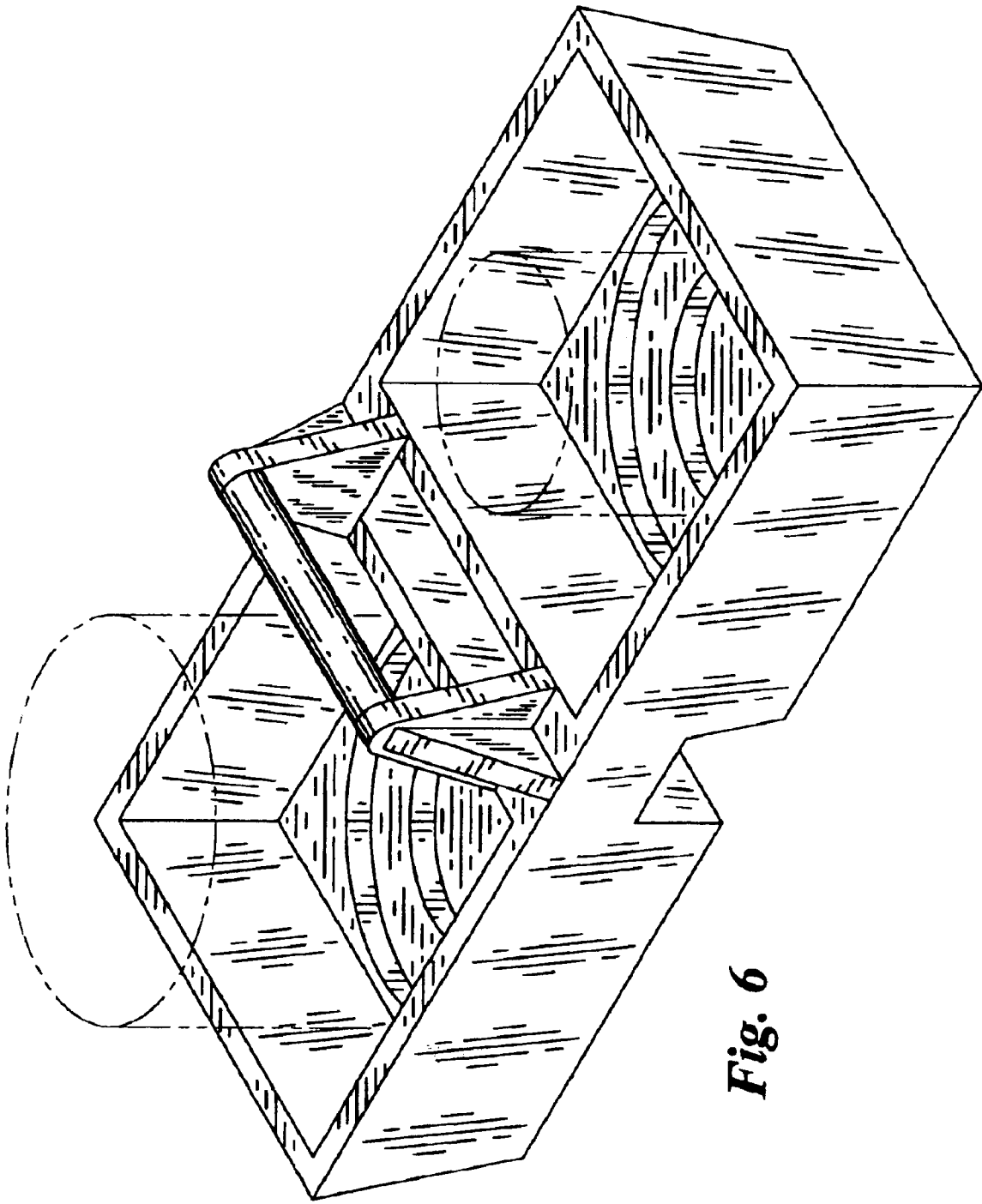


Fig. 6

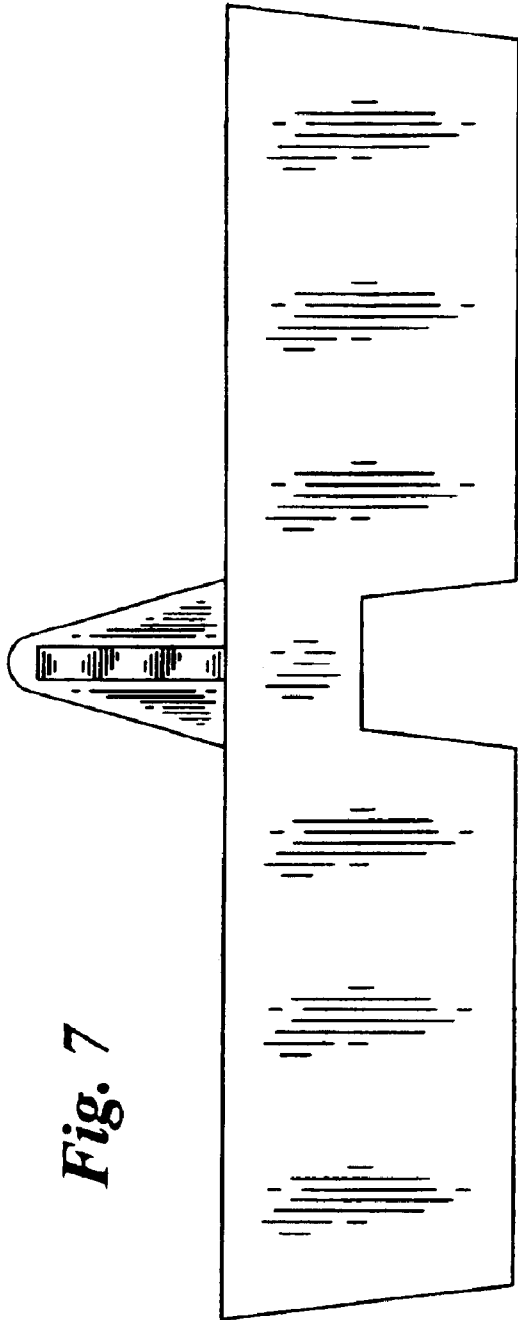


Fig. 7

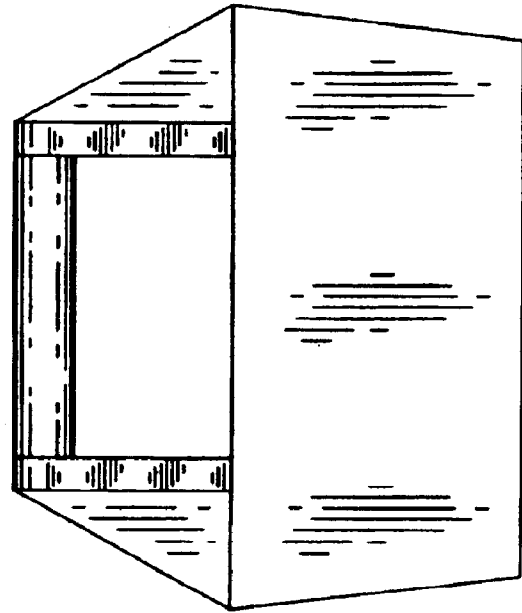


Fig. 8




Fig. 9

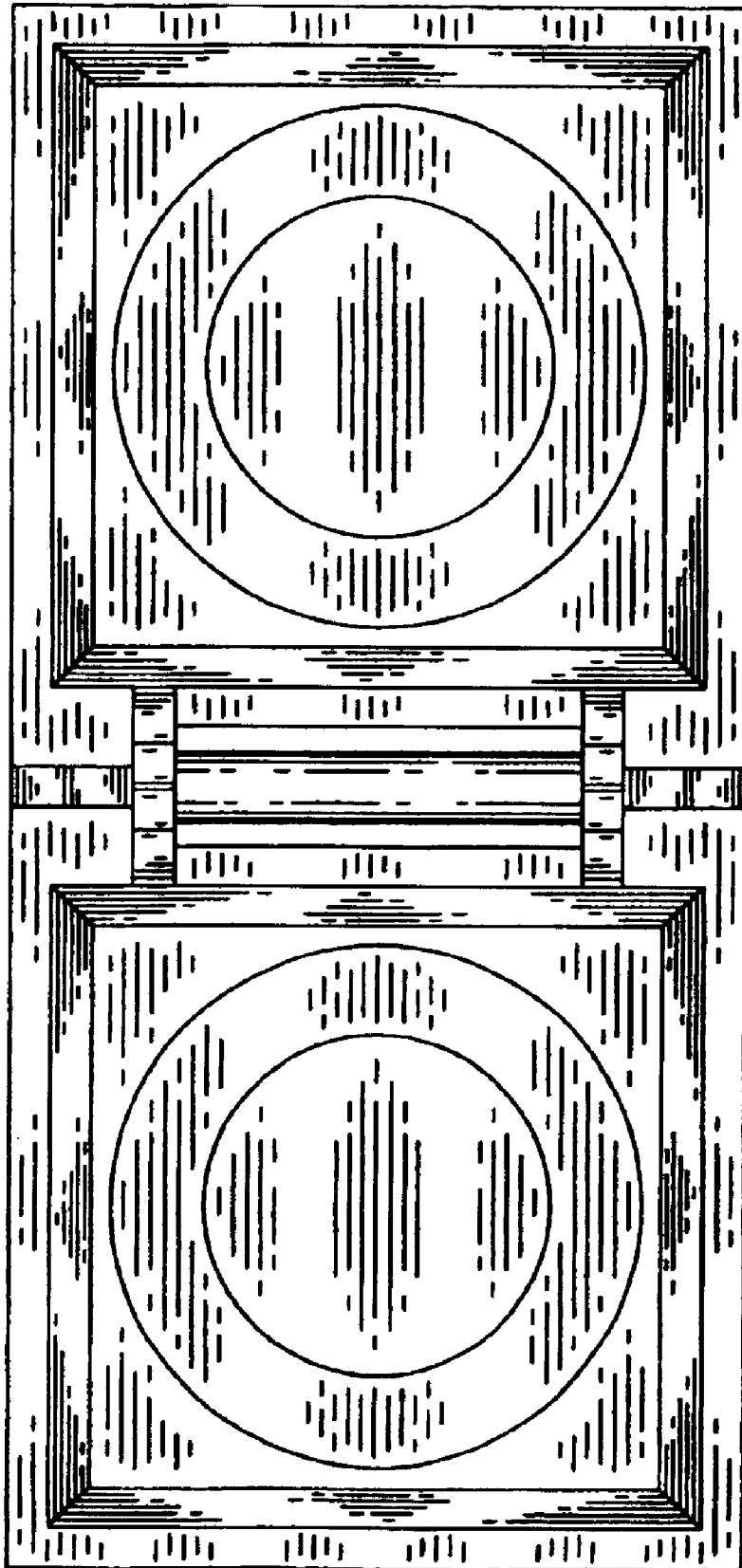


Fig. 10