



US00D522240S

(12) **United States Design Patent**
Laval et al.

(10) **Patent No.:** **US D522,240 S**
(45) **Date of Patent:** **** Jun. 6, 2006**

(54) **DECORATIVE CONTAINER**

(76) Inventors: **Joan Laval**, P.O. Box 2542,
Philadelphia, PA (US) 19147; **Florence**
Maiuro, P.O. Box 637, Lansdale, PA
(US) 19446

(**) Term: **14 Years**

(21) Appl. No.: **29/225,816**

(22) Filed: **Mar. 21, 2005**

(51) **LOC (8) Cl.** **03-01**

(52) **U.S. Cl.** **D3/271.1; D9/651; D9/430**

(58) **Field of Classification Search** D1/100,
D1/106; D3/270, 271.1, 903; D9/424, 430,
D9/504, 559, 600, 640, 651; D11/90; D19/96-97;
D21/372-373; D28/8.2; 206/457

See application file for complete search history.

(56) **References Cited**

U.S. PATENT DOCUMENTS

1,555,447 A *	9/1925	Bernstein	273/146
D73,182 S *	8/1927	Kasch	D8/310
D76,976 S	11/1928	Applebaum	
D79,944 S	11/1929	Teague	
D81,167 S	5/1930	Teague	
D81,602 S	7/1930	Teague	
D97,681 S	12/1935	Larsen	
D124,598 S	1/1941	Brodovitch	
D142,315 S	8/1945	Beveridge	
2,839,841 A *	6/1958	Berry	434/278
3,195,895 A *	7/1965	Kropinski	273/240
3,208,754 A *	9/1965	Sieve	273/146
D214,132 S *	5/1969	Niemoller	D27/152
D228,974 S	10/1973	Maiuro et al.	
4,248,901 A *	2/1981	Austin	426/119
D262,804 S	1/1982	Gleason	
D277,455 S	2/1985	Tordjman	
D289,142 S	4/1987	Bijaoui	
D298,564 S *	11/1988	Paul	D23/254

D301,641 S	6/1989	Trabattoni	
D306,552 S *	3/1990	Paul	D8/301
D306,694 S	3/1990	Beier-Rosetti	
D361,306 S *	8/1995	Shryock	D11/164
D365,516 S	12/1995	Williamson	
D368,430 S *	4/1996	Herzog	D9/651
5,909,874 A *	6/1999	Daniel et al.	273/146
D412,386 S	7/1999	De Manjarrez et al.	
5,937,553 A *	8/1999	Maran	40/124.08
D434,325 S *	11/2000	Jivago	D9/651
D467,833 S *	12/2002	Mardkha	D11/90
D477,219 S *	7/2003	Waterhouse et al.	D9/430
D477,227 S	7/2003	Goswell	

* cited by examiner

Primary Examiner—Philip S. Hyder

Assistant Examiner—RoseLynne Ulm

(74) *Attorney, Agent, or Firm*—Michael Crilly, Esq.

(57) **CLAIM**

The ornamental design for a decorative container, as shown and described.

DESCRIPTION

FIG. 1 is a front elevation view of a decorative container showing our new design;

FIG. 2 is a right side elevation view of a decorative container in FIG. 1; the left side elevation being of identical design; FIG. 3 is a rear elevation view of the decorative container in FIG. 1;

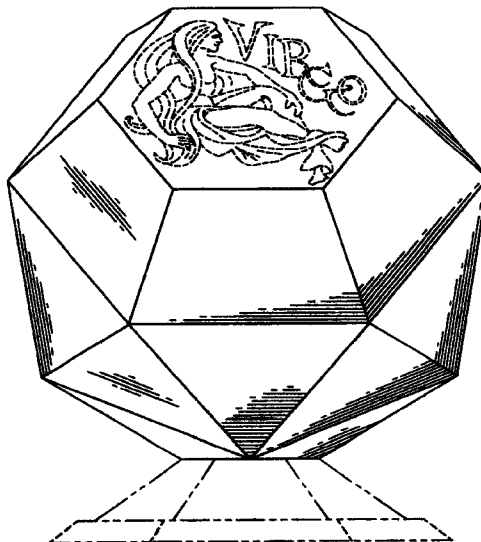
FIG. 4 is a bottom plan view of the decorative container in FIG. 1;

FIG. 5 is a view taken on the line 5—5 of FIG. 2 of the decorative container; and,

FIG. 6 is a view taken on the line 6—6 of FIG. 2 of the decorative container.

The broken line showing of the base and surface ornamentation is for illustrative purposes only and forms no part of the claimed design.

1 Claim, 6 Drawing Sheets



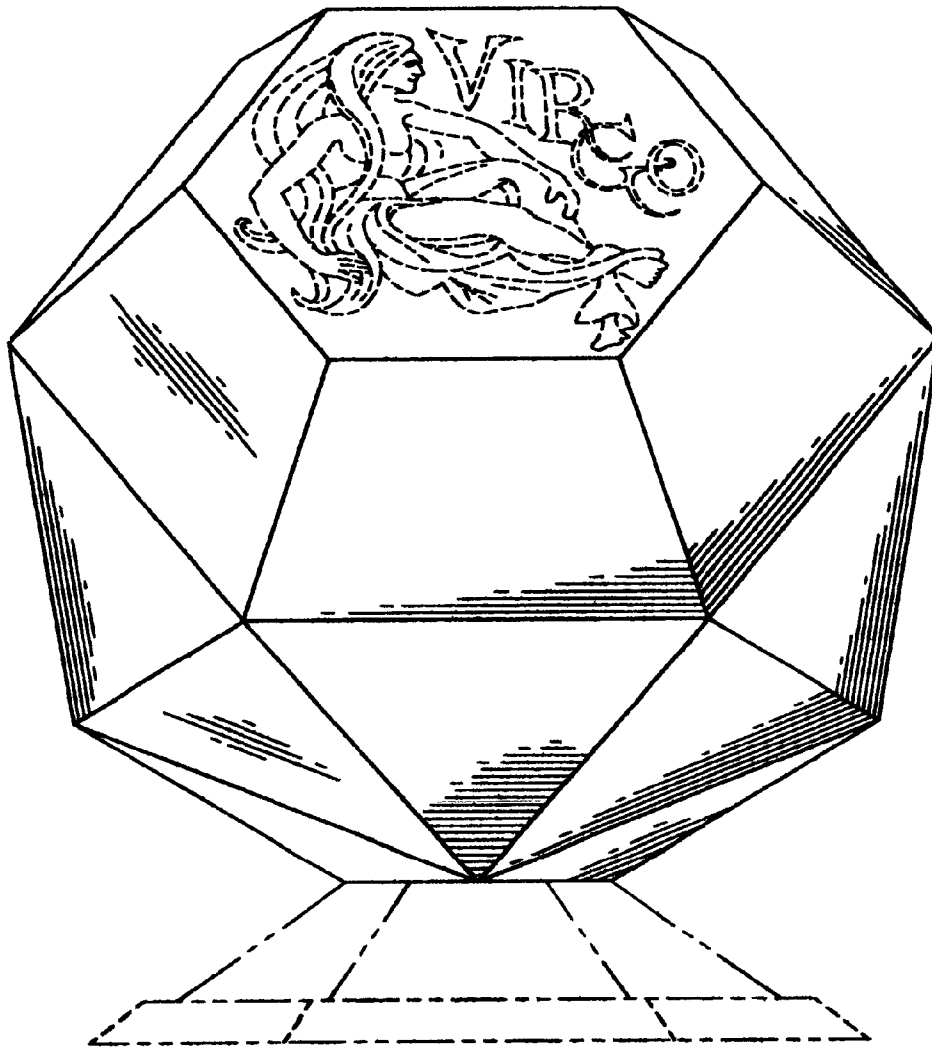


Fig. 1

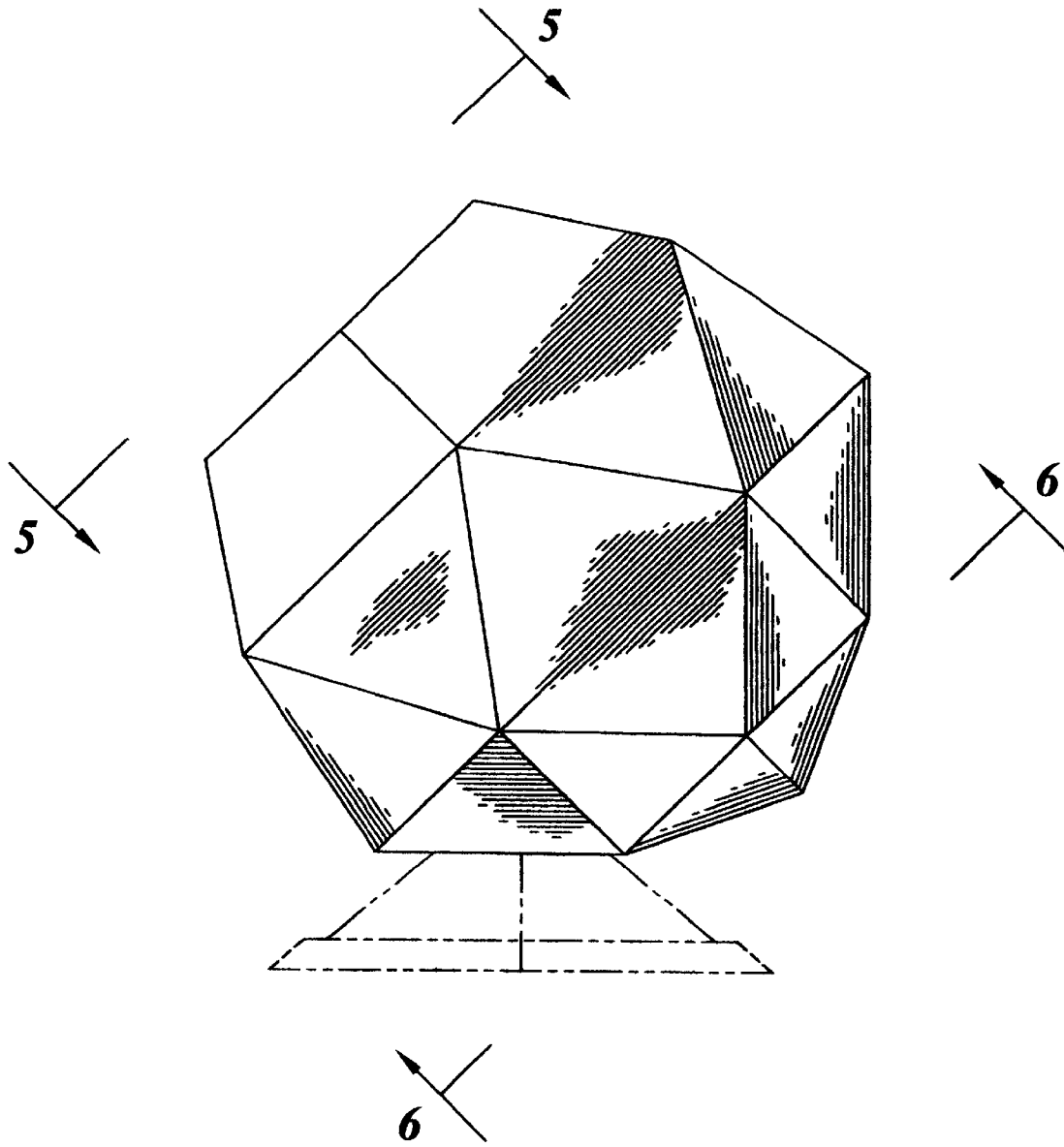


Fig. 2

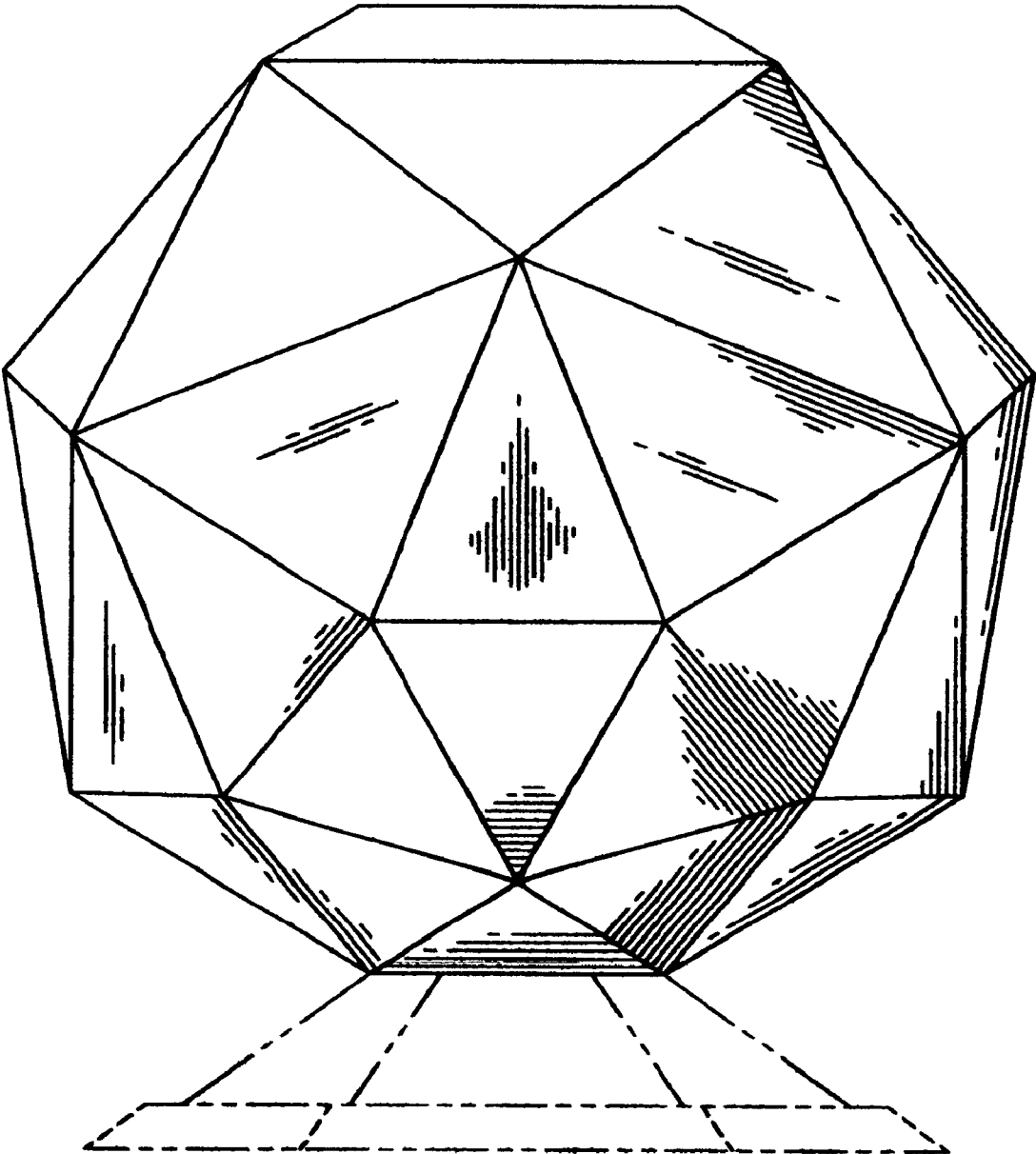


Fig. 3

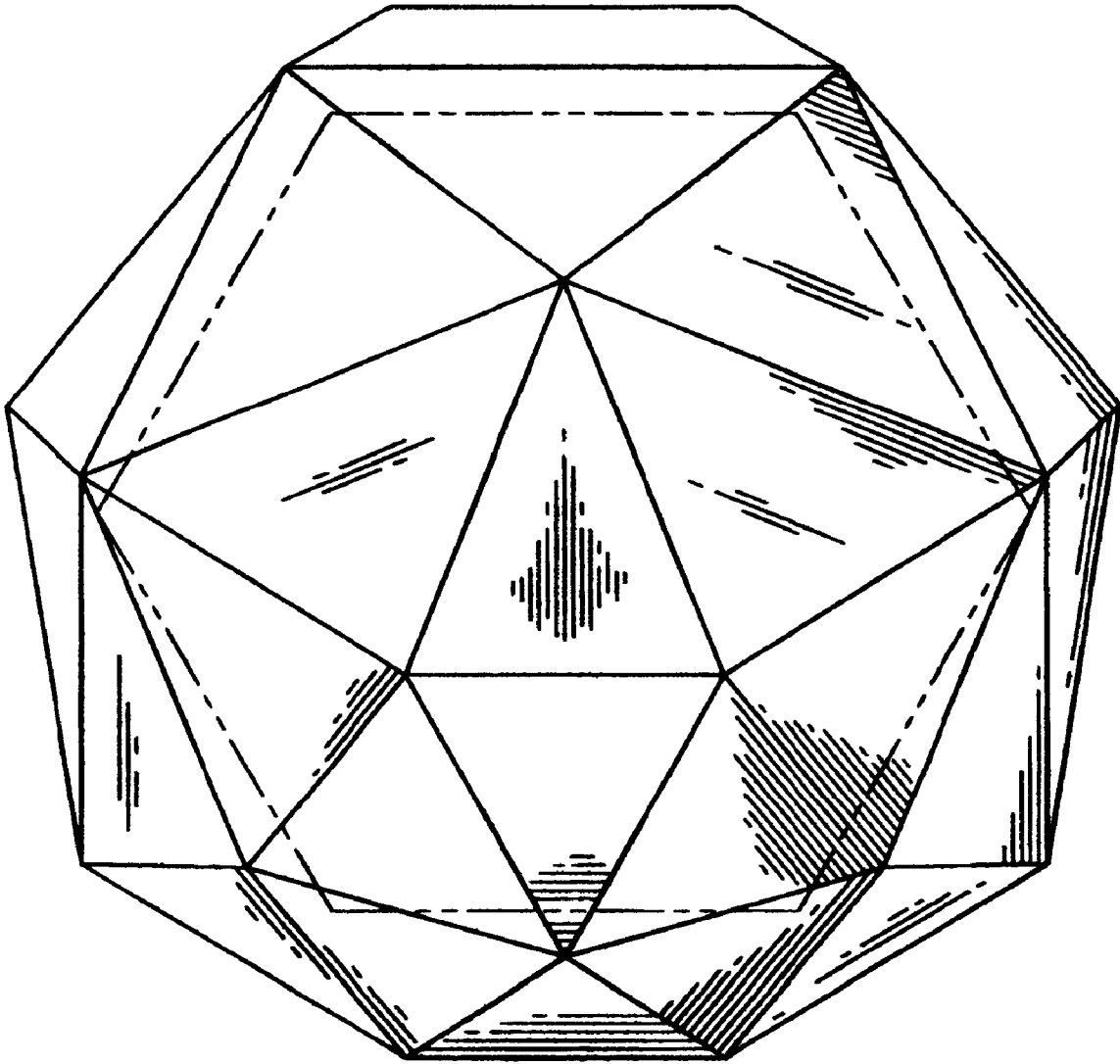


Fig. 4

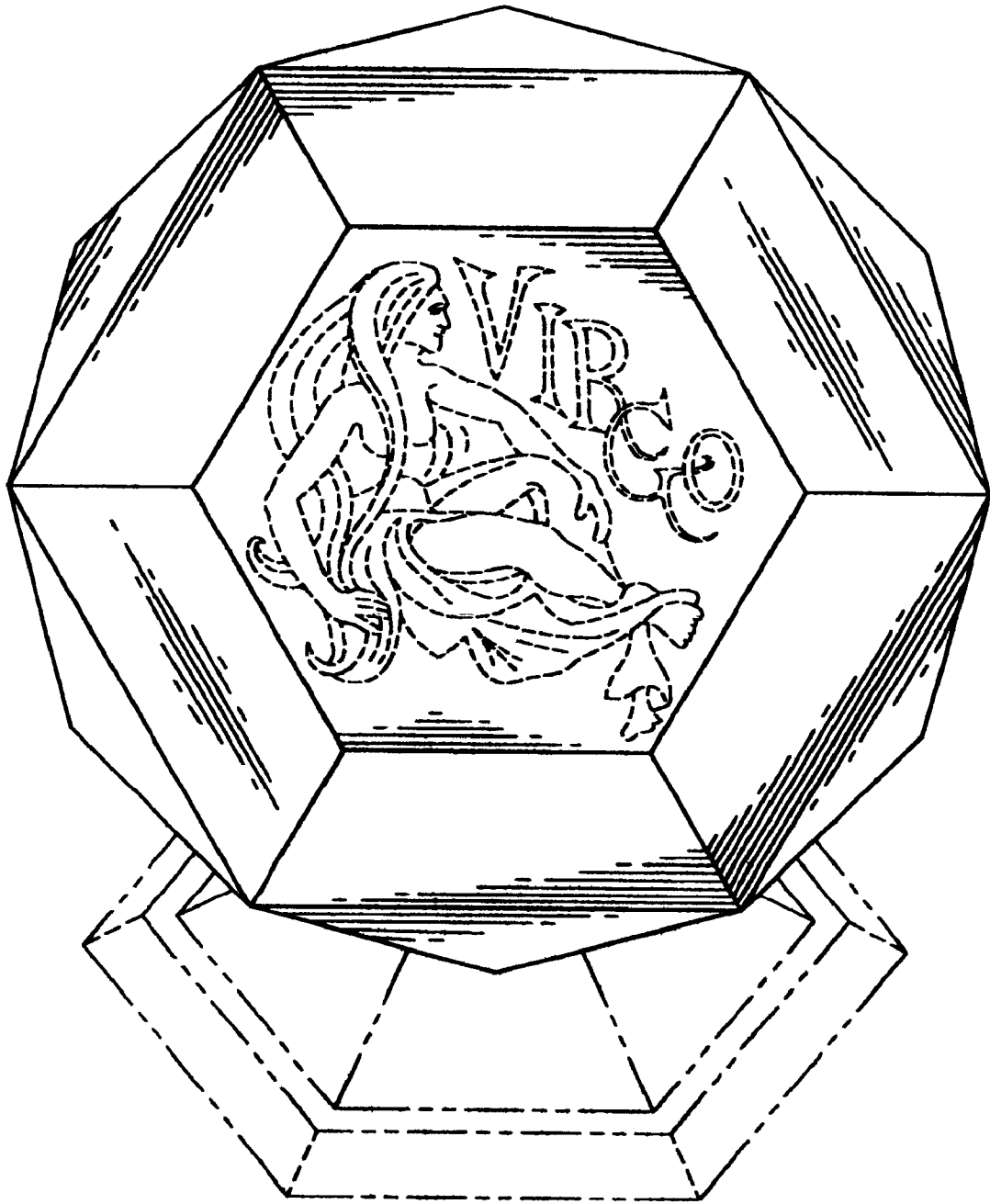


Fig. 5




Fig. 6