



US00D541991S

(12) **United States Design Patent** (10) **Patent No.:** **US D541,991 S**
Lawrence (45) **Date of Patent:** **** May 1, 2007**

(54) **SAFETY HELMET VISOR**

(76) Inventor: **Raymond Lawrence**, 328 Arionne Dr., Hatboro, PA (US) 19040

(**) Term: **14 Years**

(21) Appl. No.: **29/259,703**

(22) Filed: **May 12, 2006**

(51) **LOC (8) Cl.** **29-02**

(52) **U.S. Cl.** **D29/122; D29/110**

(58) **Field of Classification Search** D29/102-110, D29/122; 2/6.3, 6.5, 6.7, 424, 15, 426-427, 2/431-432, 9, 206, 7, 8.1-8.8; 128/201.24, 128/857

See application file for complete search history.

(56) **References Cited**

U.S. PATENT DOCUMENTS

1,955,232 A	4/1934	Galloway	
2,834,017 A	5/1958	Simpson et al.	
D214,547 S	* 7/1969	Fisher	D29/105
D214,824 S	* 8/1969	Fisher	D29/107
3,720,956 A	3/1973	Raschke	
D228,700 S	* 10/1973	Gager	D29/110
D254,638 S	* 4/1980	Bay, Jr.	D29/109
4,210,972 A	7/1980	Baclit	
D283,940 S	* 5/1986	Bally	D29/107
D311,782 S	10/1990	Salce et al.	
5,012,528 A	5/1991	Pernicka et al.	
D326,932 S	* 6/1992	Millar	D29/110
5,208,916 A	5/1993	Kelman	
D373,223 S	* 8/1996	Pernicka et al.	D29/110

D397,519 S	* 8/1998	Crupi et al.	D29/107
D404,848 S	* 1/1999	Banuchi	D29/110
6,174,058 B1	1/2001	Hsiao	
D473,975 S	* 4/2003	Batts	D29/103
D492,450 S	* 6/2004	Fournier et al.	D29/122
6,892,393 B1	5/2005	Provost et al.	
6,959,989 B2	11/2005	Holm	

* cited by examiner

Primary Examiner—Ruth McInroy

(74) *Attorney, Agent, or Firm*—Michael Crilly, Esq.

(57) **CLAIM**

The ornamental design for a safety helmet visor, as shown and described.

DESCRIPTION

FIG. 1 is a frontal perspective view of a safety helmet visor showing my new design secured to an exemplary safety helmet;

FIG. 2 is a perspective view thereof;

FIG. 3 is a front elevation view thereof;

FIG. 4 is a right side elevation view thereof; the left side elevation being a mirror image;

FIG. 5 is a rear elevation view thereof;

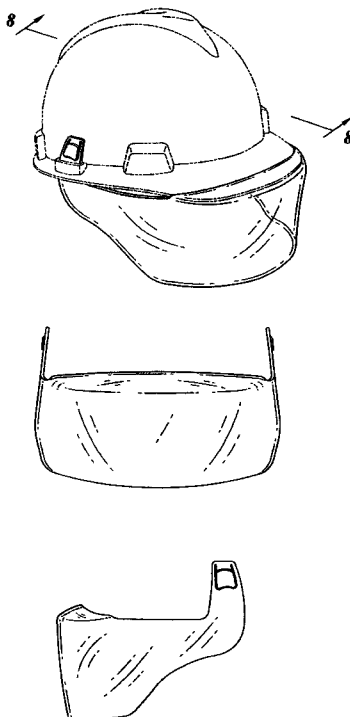
FIG. 6 is a bottom plan view thereof;

FIG. 7 is a top plan view thereof; and,

FIG. 8 is a cross section view thereof, along line 8—8 in FIG. 1.

The broken line showing of the safety helmet is for illustrative purposes only and forms no part of the claimed design.

1 Claim, 5 Drawing Sheets



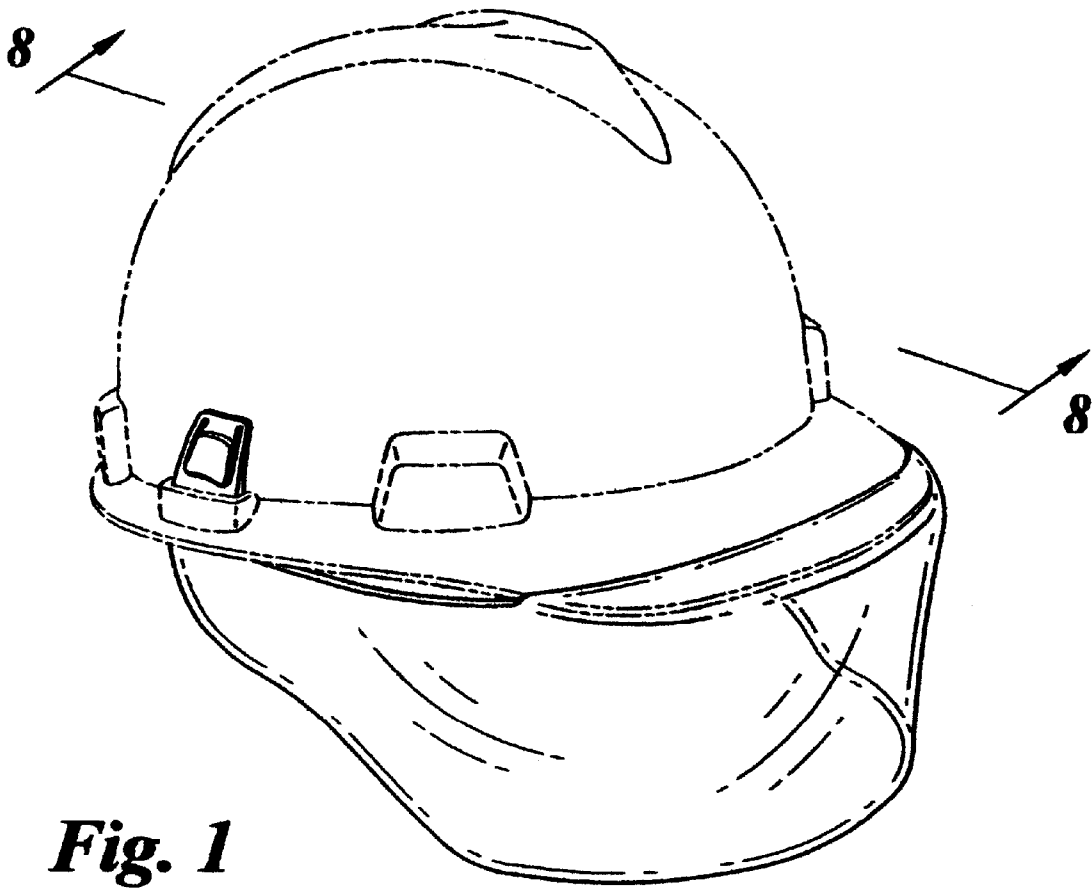


Fig. 1

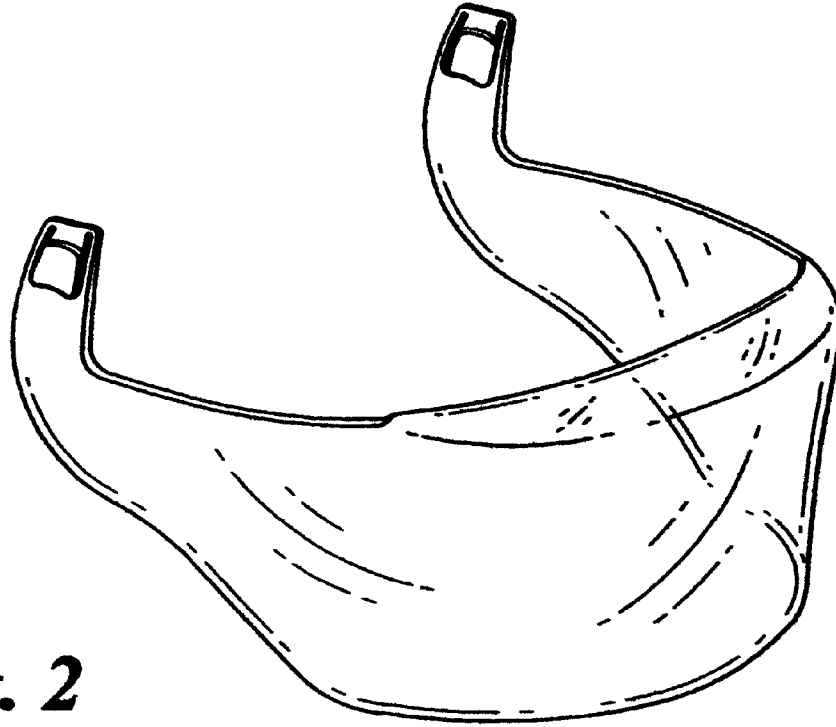


Fig. 2

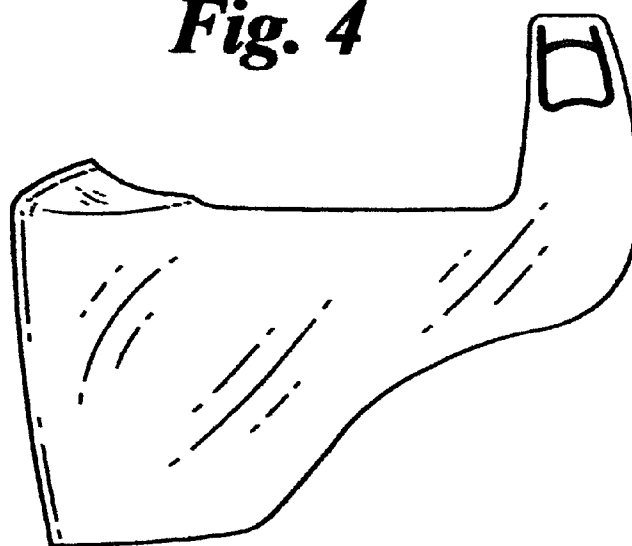


Fig. 4

Fig. 3




Fig. 5

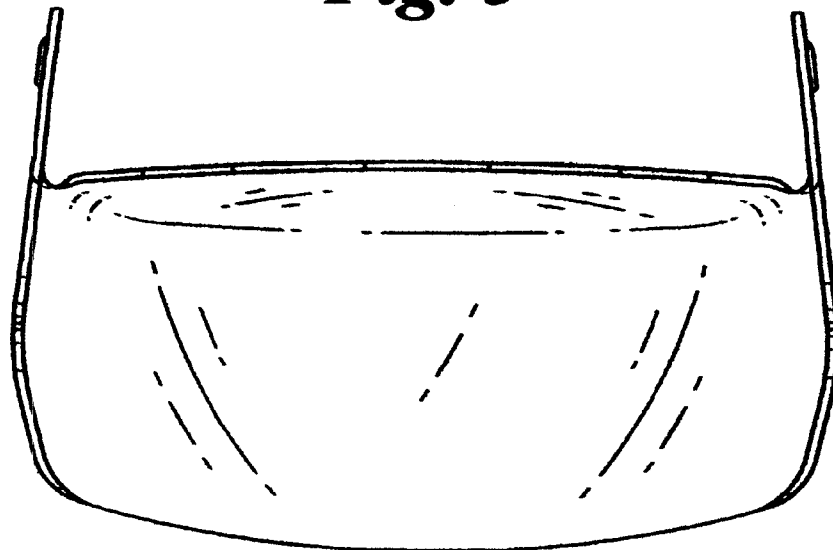


Fig. 6

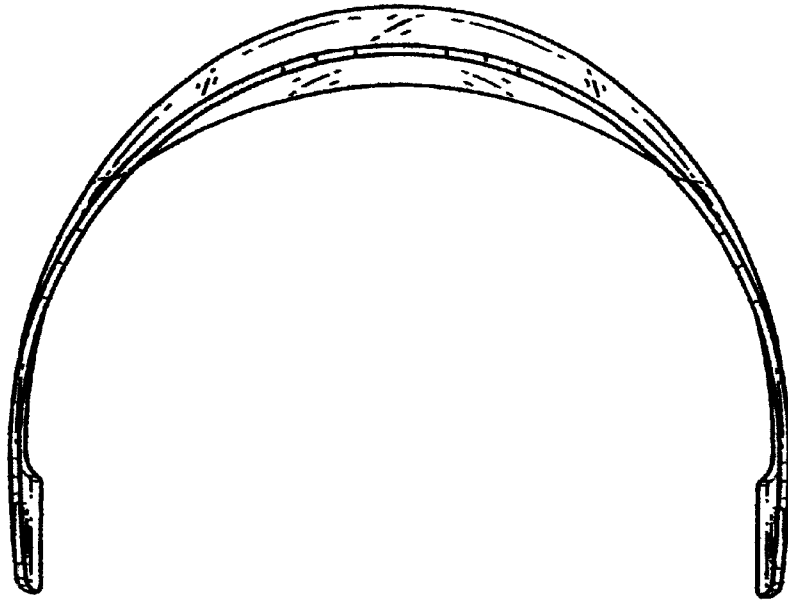



Fig. 7



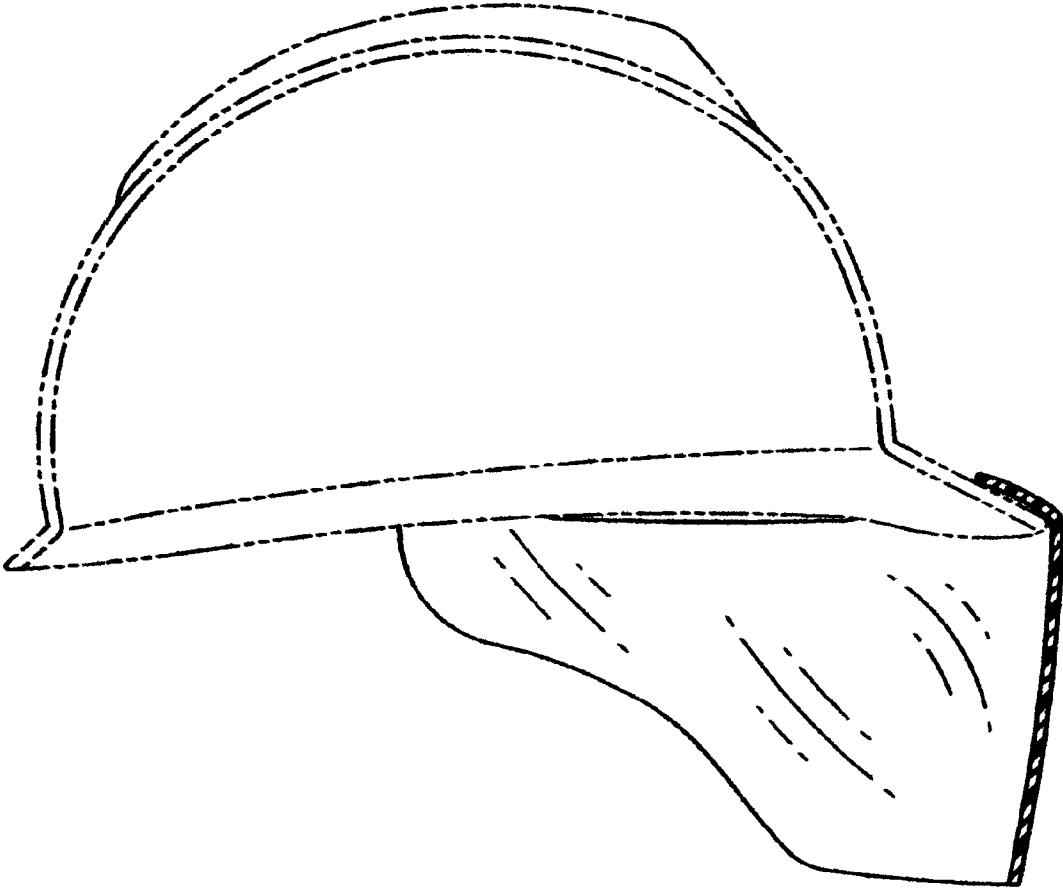


Fig. 8