



US00D698265S

(12) **United States Design Patent**
Flynn

(10) **Patent No.:** **US D698,265 S**

(45) **Date of Patent:** **** Jan. 28, 2014**

(54) **WIPES DISPENSING CONTAINER AND RECEPTACLE**

(71) Applicant: **Add-Gards Limited**, Dublin (IE)

(72) Inventor: **Barry Flynn**, Dublin (IE)

(73) Assignee: **Add-Gards Limited**, Dublin (IE)

(**) Term: **14 Years**

(21) Appl. No.: **29/447,408**

(22) Filed: **Mar. 4, 2013**

(30) **Foreign Application Priority Data**

Sep. 3, 2012 (EM) 002096313-0001

(51) **LOC (10) Cl.** **09-01**

(52) **U.S. Cl.**
USPC **D9/734**

(58) **Field of Classification Search**

USPC D9/734, 414, 416, 420, 423, 424, 425,
D9/428, 432, 494, 501, 503, 529, 537, 564,
D9/730; D7/507, 511, 538, 584, 586, 587,
D7/589, 591, 597, 601, 602; D3/202;
206/225, 233, 389, 391, 440, 441, 438,
206/486, 489, 494, 499; D6/515-523;
221/26, 33, 45, 63; D28/73, 76, 82, 83;
220/675, 662, 660

See application file for complete search history.

(56) **References Cited**

U.S. PATENT DOCUMENTS

D189,374 S *	11/1960	Harris	D9/504
D191,591 S *	10/1961	Wolf et al.	D7/591
6,848,594 B2 *	2/2005	Holland	221/46
D521,640 S *	5/2006	Massey	D24/121
D526,205 S *	8/2006	Priestman	D9/529
D533,074 S *	12/2006	Mongeon et al.	D9/687
D537,349 S *	2/2007	Ball et al.	D9/521
D554,505 S *	11/2007	Gilbert	D9/503
D570,051 S *	5/2008	Bakic	D28/88
D656,413 S *	3/2012	Hayton et al.	D9/730
D683,239 S *	5/2013	Broen et al.	D9/689

* cited by examiner

Primary Examiner — Derrick Holland

Assistant Examiner — Lauren Calve

(74) *Attorney, Agent, or Firm* — Michael Crilly, Esq.

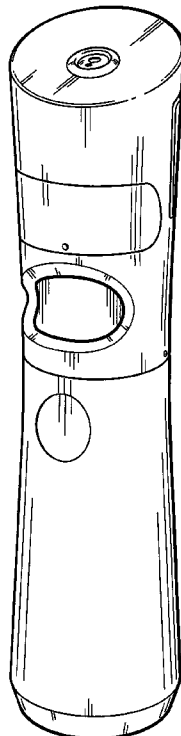
(57) **CLAIM**

The ornamental design for a wipes dispensing container and receptacle, as shown and described.

DESCRIPTION

FIG. 1 is a front, right-side perspective view of a wipes dispensing container and receptacle, showing my new design; FIG. 2 is a left-side perspective view thereof; FIG. 3 is a front elevation view thereof; FIG. 4 is a rear elevation view thereof; FIG. 5 is a left side elevation view thereof having a right side of identical design; FIG. 6 is a top plan view thereof; and, FIG. 7 is a bottom plan view thereof.

1 Claim, 7 Drawing Sheets



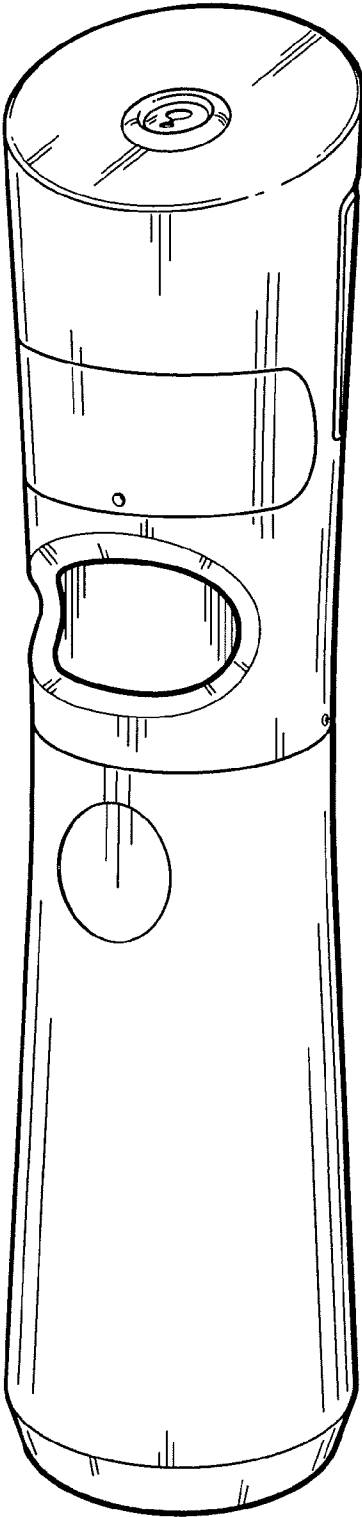


Fig. 1

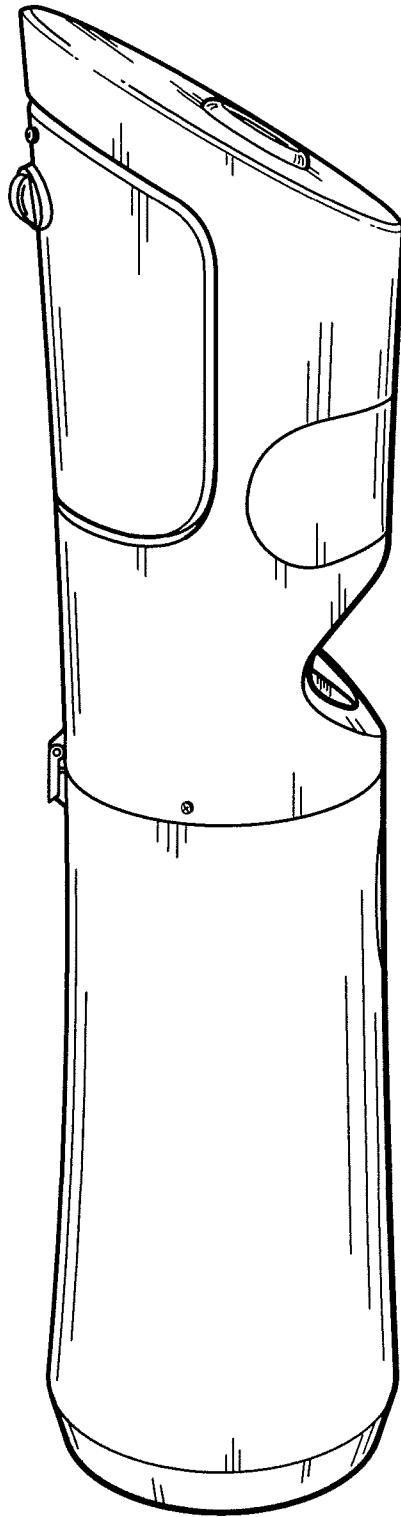


Fig. 2

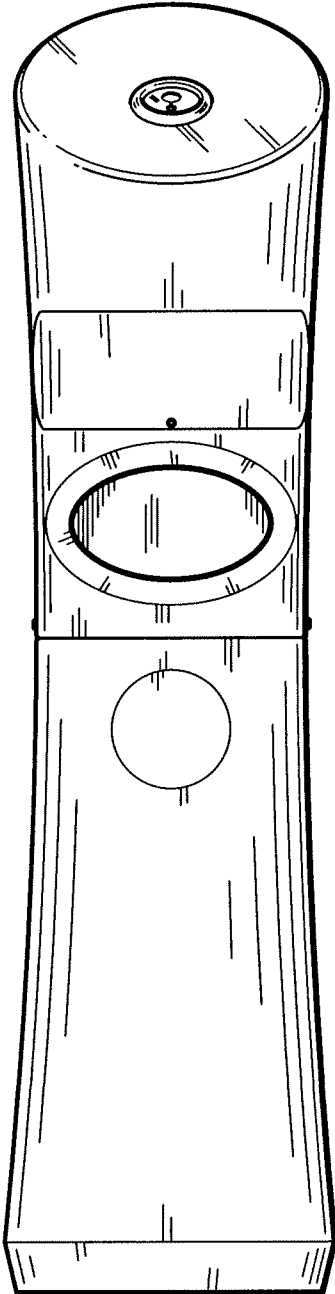


Fig. 3

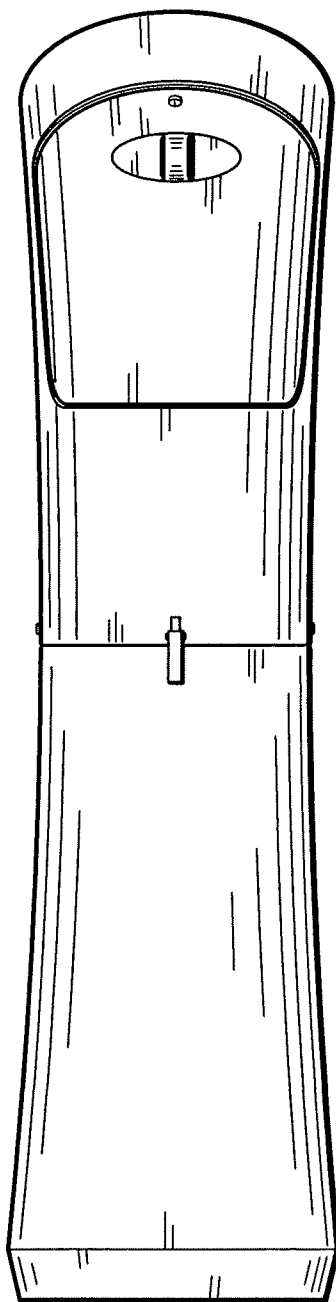


Fig.4

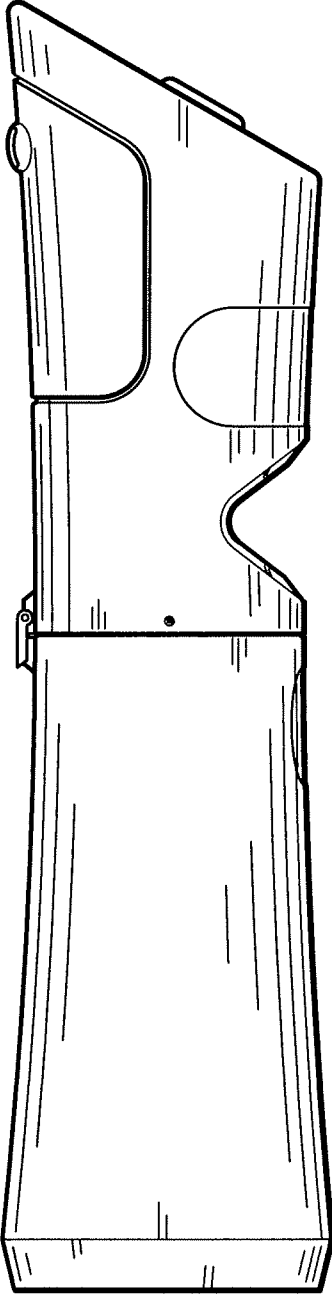


Fig. 5

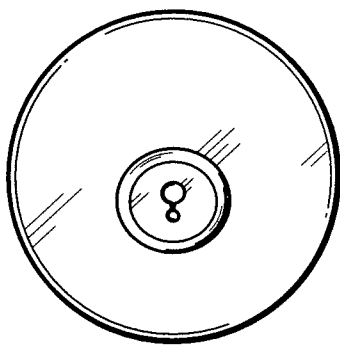


Fig. 6

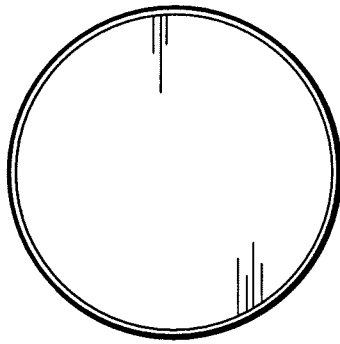


Fig. 7